

Annexure - I

Holding of specified securities (Statement Showing Shareholding Pattern)

1 Name of Listed Entity : VISHNUSURYA PROJECTS AND INFRA LIMITED

2 Scrip Code / Name of Scrip / Class of Security - EQUITY

3 Share Holding Pattern Filed under: Reg. 31(1)(a) / Reg. 31(1)(b) / Reg.31(1)(c)

a. If under 31(1)(b) then indicate the report for Quarter ending 30-DEC-2023

b. If under 31(1)(c) then indicate date of allotment/extinguishment 30-DEC-2023

4 Declaration format need to displayed on NEAPS

	Promoter & Promoter Group	Public	Non Promoter Non Public
Particulars	Yes/No	Yes/No	Yes/No
1 Whether the Listed Entity has issued any partly paid up shares?	NO	NO	NO
2 Whether the Listed Entity has issued any Convertible Securities or Warrants?	NO	NO	NO
3 Whether the Listed Entity has any shares against which depository receipts are issued?	NO	NO	NO
4 Whether the Listed Entity has any shares in locked-in?	YES	YES	NO
5 Whether any shares held by promoters are pledge or otherwise encumbered?	NO	NA	NA
6 Whether the Listed Entity has issued any Differential Voting Rights?	NO	NO	NO




Table I - Summary Statement holding of specified securities

Category (I)	Category of Shareholder (II)	Nos. of Shareholders (III)	No. of fully paid up equity shares held (IV)	No. of Partly paid up equity shares held (V)	No. of shares underlying Depository Receipts (VI)	Total nos. shares held (VII) = (IV)+(V)+(VI)	Shareholding as a % of total no. of shares (calculated as per SCRR, 1957) (VIII) As a % of (A+B+C2)	Number of Voting Rights held in each class of securities (IX)				No. of Shares Underlying Outstanding convertible securities (including	Shareholding, as a % assuming full conversion of convertible securities (as a percentage of diluted share capital) (XI) = (VII)+(X) As a % of (A+B+C2)	Number of Locked in shares (XII)		Number of Shares pledged or otherwise encumbered (XIII)		Number of equity shares held in dematerialized form (XIV)	Sub-categorization of shares (XV)		
								No of Voting Rights			Total as a % of (A+B+C)			No.(a)	As a % of total Shares held (b)	No.(a)	As a % of total Shares held (b)		Shareholding (No. of shares)		
								Class eg: X	Class eg: Y	Total									Subcategory (i)	Subcategory (ii)	Subcategory (iii)
A	PROMOTER & PROMOTER GROUP	3	15316877	0	0	15316877	62.24	15316877	0	15316877	62.24	0	62.24	15316877	62.24	0	0	15316877	0	0	0
B	PUBLIC	697	9292794	0	0	9292794	37.76	9292794	0	9292794	37.76	0	37.76	1942794	7.89	0	0	9292794	0	0	0
C	NON PROMOTER-NON PUBLIC	0	0	0	0	0	0	0	0	0	0	0	0	0	0	0	0	0	0	0	0
C1	Custodian/DR Holder	0	0	0	0	0	0	0	0	0	0	0	0	0	0	0	0	0	0	0	0
C2	SHARES HELD BY EMPLOYEE TRUSTS	0	0	0	0	0	0	0	0	0	0	0	0	0	0	0	0	0	0	0	0
	Total	700	24609671	0	0	24609671	100	24609671	0	24609671	100	0	100	17259671	70.13	0	0	24609671	0	0	0

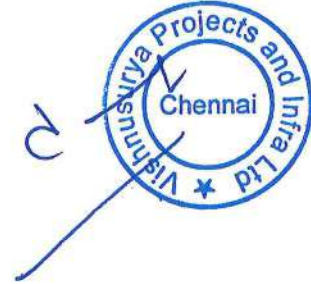


Table II - Statement showing shareholding pattern of the Promoter and Promoter Group

	Category Name of the Shareholders (I)	promoter OR promoter Group entity (except promoter)	PAN (II)	Nos. of Shareholder (III)	No. of fully paid up equity shares held (IV)	Partly paid-up equity shares held (V)	No. of shares underlying Depository Receipts (VI)	Total nos. shares held (VII = IV + V + VI)	Shareholding % calculated as per SCRR, 1957 As a % of (A+B+C2) (VIII)	Number of Voting Rights held in each class of securities (IX)				No. of Shares Underlying Outstanding convertible securities (including Warrants)	Shareholding, as a % assuming full conversion of convertible securities	Number of Locked in shares (XII)		Number of Shares pledged or otherwise encumbered (XIII)		Number of equity shares held in dematerialized form (XIV)
										No of Voting Rights			Total as a % of Total Voting rights			No.(a)	As a% of total Shares held (b)	No.(a)	As a% of total Shares held (b)	
										Class X	Class Y	Total								
1	INDIAN			0	0	0	0	0	0	0	0	0	0	0	0	0	0	0	0	
a	Individuals/Hindu undividedFam			3	15316877	0	15316877	62.24	15316877	0	15316877	62.24	0	62.24	15316877	62.24	0	0	15316877	
	Names:																			
	BHAVANI JAYAPRAKASH	Promoter	AANPJ1032C		14957177	0	14957177	60.78	14957177	0	14957177	60.78	0	60.78	14957177	60.78	0	0	14957177	
	J VISHNU	Prom.Grp.	AFVPV2141P		350206	0	350206	1.42	350206	0	350206	1.42	0	1.42	350206	1.42	0	0	350206	
	JAYAPRAKASH R N	Prom.Grp.	AAGPJ7611Q		9494	0	9494	0.04	9494	0	9494	0.04	0	0.04	9494	0.04	0	0	9494	
b	Central Government/ State Gove			0	0	0	0	0	0	0	0	0	0	0	0	0	0	0	0	
c	Financial Institutions/Banks			0	0	0	0	0	0	0	0	0	0	0	0	0	0	0	0	
d	ANY OTHER			0	0	0	0	0	0	0	0	0	0	0	0	0	0	0	0	
	Sub-Total (A)(1)			3	15316877	0	15316877	62.24	15316877	0	15316877	62.24	0	62.24	15316877	62.24	0	0	15316877	
2	FOREIGN			0	0	0	0	0	0	0	0	0	0	0	0	0	0	0	0	
a	Individuals (Non-Resident Individ			0	0	0	0	0	0	0	0	0	0	0	0	0	0	0	0	
b	Government			0	0	0	0	0	0	0	0	0	0	0	0	0	0	0	0	
c	Institutions			0	0	0	0	0	0	0	0	0	0	0	0	0	0	0	0	
d	Foreign Portfolio Investor			0	0	0	0	0	0	0	0	0	0	0	0	0	0	0	0	
f	ANY OTHER			0	0	0	0	0	0	0	0	0	0	0	0	0	0	0	0	
	Sub-Total (A)(2)			0	0	0	0	0	0	0	0	0	0	0	0	0	0	0	0	
	Total Shareholding of Promoterar			3	15316877	0	15316877	62.24	15316877	0	15316877	62.24	0	62.24	15316877	62.24	0	0	15316877	




Table III - Statement showing shareholding pattern of the Public shareholder

Category & Name of the Shareholders (I)	PAN (II)	Nos. of Shareholder (III)	No. of fully paid up equity shares held (IV)	Partly paid-up equity shares held (V)	No. of shares underlying Depository Receipts (VI)	Total nos. shares held (VII = IV + V + VI)	Shareholding % calculated as per SCRR, 1957 As a % of (A+B+C2) (VIII)	Number of Voting Rights held in each class of securities (IX)				No. of Shares Underlying Outstanding convertible securities (including Warrants)	Total Shareholding, as a % assuming of convertible securities (as a percentage)	Number of Locked in shares (XII)		Number of Shares pledged or otherwise encumbered (XIII)		Number of equity shares held in dematerialized form (XIV)	Sub-categorization of shares (XV)			
								No of Voting Rights			Total as a % of Total Voting rights			No.(a) (Not applicable)	As a % of total Shares held (Not applicable) (b)	Shareholding (No. of shares)						
								Class X	Class Y	Total						Subcategory (i)	Subcategory (ii)		Subcategory (iii)			
1 Institutions (Domestic)		0	0	0	0	0	0	0	0	0	0	0	0	0	0	0	0	0	0	0	0	
a Mutual Funds		0	0	0	0	0	0	0	0	0	0	0	0	0	0	0	0	0	0	0	0	
b Venture Capital Funds		0	0	0	0	0	0	0	0	0	0	0	0	0	0	0	0	0	0	0	0	
c Alternate Investment Funds		0	0	0	0	0	0	0	0	0	0	0	0	0	0	0	0	0	0	0	0	
d Banks		0	0	0	0	0	0	0	0	0	0	0	0	0	0	0	0	0	0	0	0	
e Insurance Companies		0	0	0	0	0	0	0	0	0	0	0	0	0	0	0	0	0	0	0	0	
f Provident / Pension Funds		0	0	0	0	0	0	0	0	0	0	0	0	0	0	0	0	0	0	0	0	
g Asset Reconstruction Companies		0	0	0	0	0	0	0	0	0	0	0	0	0	0	0	0	0	0	0	0	
h Sovereign Wealth Funds		0	0	0	0	0	0	0	0	0	0	0	0	0	0	0	0	0	0	0	0	
i NBFCs registered with RBI		0	0	0	0	0	0	0	0	0	0	0	0	0	0	0	0	0	0	0	0	
j Other Financial Institutions		0	0	0	0	0	0	0	0	0	0	0	0	0	0	0	0	0	0	0	0	
k Any Other (specify)		0	0	0	0	0	0	0	0	0	0	0	0	0	0	0	0	0	0	0	0	
Market Maker		1	2000	0	0	2000	0.01	2000	0	2000	0.01	0	0.01	0	0	0	0	0	2000	0	0	0
Sub-Total (B)(1)		1	2000	0	0	2000	0.01	2000	0	2000	0.01	0	0.01	0	0	0	0	0	2000	0	0	0
2 Institutions (Foreign)		0	0	0	0	0	0	0	0	0	0	0	0	0	0	0	0	0	0	0	0	
a Foreign Direct Investments		0	0	0	0	0	0	0	0	0	0	0	0	0	0	0	0	0	0	0	0	
b Foreign Venture Capital Investors		0	0	0	0	0	0	0	0	0	0	0	0	0	0	0	0	0	0	0	0	
c Sovereign Wealth Funds		0	0	0	0	0	0	0	0	0	0	0	0	0	0	0	0	0	0	0	0	
d Foreign Portfolio Investors Category - 1		1	50000	0	0	50000	0.2	50000	0	50000	0.2	0	0.2	0	0	0	0	0	50000	0	0	0
e Overseas Depositories (holding DRs) (balancing figure)		0	0	0	0	0	0	0	0	0	0	0	0	0	0	0	0	0	0	0	0	
f ANY OTHER		0	0	0	0	0	0	0	0	0	0	0	0	0	0	0	0	0	0	0	0	
g Sub-Total (B)(2)		1	50000	0	0	50000	0.2	50000	0	50000	0.2	0	0.2	0	0	0	0	0	50000	0	0	0




Table III - Statement showing shareholding pattern of the Public shareholder

	Category & Name of the Shareholders (I)	PAN (II)	Nos. of Shareholder (III)	No. of fully paid up equity shares held (IV)	Partly paid-up equity shares held (V)	No. of shares underlying Depository Receipts (VI)	Total nos. shares held (VII = IV + V + VI)	Shareholding % calculated as per SCRR, 1957 As a % of (A+B+C2) (VIII)	Number of Voting Rights held in each class of securities (IX)			No. of Shares Underlying Outstanding convertible securities (including Warrants)	Total Shareholding, as a % assuming of convertible securities (as a percentage)	Number of Locked in shares (XII)		Number of Shares pledged or otherwise encumbered (XIII)		Number of equity shares held in dematerialized form (XIV)	Sub-categorization of shares (XV)							
									No of Voting Rights					Total as a % of Total Voting rights	No.(a)	As a % of total Shares held (b)	No.(a) (Not applicable)		As a % of total Shares held (Not applicable) (b)	Shareholding (No. of shares)						
									Class X	Class Y	Total									Subcategory (i)	Subcategory (ii)	Subcategory (iii)				
3	Central Government / State Government(s)		0	0	0	0	0	0	0	0	0	0	0	0	0	0	0	0	0	0	0	0	0	0		
a	Central Government / President of India		0	0	0	0	0	0	0	0	0	0	0	0	0	0	0	0	0	0	0	0	0	0		
b	State Government / Governor		0	0	0	0	0	0	0	0	0	0	0	0	0	0	0	0	0	0	0	0	0	0		
c	Shareholding by Companies or Bodies Corporate where Central / State Government is a promoter		0	0	0	0	0	0	0	0	0	0	0	0	0	0	0	0	0	0	0	0	0	0		
	Sub-Total (B)(3)		0	0	0	0	0	0	0	0	0	0	0	0	0	0	0	0	0	0	0	0	0	0		
4	NON-INSTITUTIONS		0	0	0	0	0	0	0	0	0	0	0	0	0	0	0	0	0	0	0	0	0	0		
a	Associate Companies / Subsidiaries		0	0	0	0	0	0	0	0	0	0	0	0	0	0	0	0	0	0	0	0	0	0		
b	Directors and their relatives (excluding independent directors and nominee directors)		0	0	0	0	0	0	0	0	0	0	0	0	0	0	0	0	0	0	0	0	0	0		
c	Key Managerial Personnel		0	0	0	0	0	0	0	0	0	0	0	0	0	0	0	0	0	0	0	0	0	0		
d	Relatives of promoters (other than 'immediate relatives' of promoters disclosed under 'Promoter and Promoter Group' category)		0	0	0	0	0	0	0	0	0	0	0	0	0	0	0	0	0	0	0	0	0	0		
e	Trusts where any person belonging to 'Promoter and Promoter Group' category is 'trustee', 'beneficiary', or 'author of the trust'		0	0	0	0	0	0	0	0	0	0	0	0	0	0	0	0	0	0	0	0	0	0		
f	Investor Education and Protection Fund (IEPF)		0	0	0	0	0	0	0	0	0	0	0	0	0	0	0	0	0	0	0	0	0	0		
g	Resident Individuals holding nominal share capital up to Rs. 2 lakhs		564	1618002	0	0	1618002	6.57	1618002	0	1618002	6.57	0	6.57	2	0	0	0	0	0	0	0	0	0	0	
h	Resident Individuals holding nominal share capital in excess of Rs. 2 lakhs		33	3882792	0	0	3882792	15.78	3882792	0	3882792	15.78	0	15.78	1942792	50.04	0	0	0	0	0	0	0	0	0	
	Names:																									
	MANEESH PARMAR	AAPPK2648P		625000	0	0	625000	2.54	625000	0	625000	2.54	0	2.54	625000	100.00	0	0	0	0	0	0	0	0	0	0
	VAITHEESWARAN THIAGARAJAN	ABZPV9205A		425000	0	0	425000	1.73	425000	0	425000	1.73	0	1.73	425000	100.00	0	0	0	0	0	0	0	0	0	0
	UMESH PARASMAL PAGARIYA	ACLPP8346B		378000	0	0	378000	1.54	378000	0	378000	1.54	0	1.54	0	0.00	0	0	0	0	0	0	0	0	0	0
	NITESH UTTAMCHAND JAIN	AFLPJ8590C		374000	0	0	374000	1.52	374000	0	374000	1.52	0	1.52	0	0.00	0	0	0	0	0	0	0	0	0	0
	SANAL KUMAR V	DKKP59386G		345193	0	0	345193	1.4	345193	0	345193	1.4	0	1.4	345193	100.00	0	0	0	0	0	0	0	0	0	0
	VISHAL BIPINKUMAR DOSHI	AEEPDS6555G		302000	0	0	302000	1.23	302000	0	302000	1.23	0	1.23	0	0.00	0	0	0	0	0	0	0	0	0	0
i	Non Resident Indians (NRIs)		9	38000	0	0	38000	0.15	38000	0	38000	0.15	0	0.15	0	0.00	0	0	0	0	0	0	0	0	0	
j	Foreign Nationals		0	0	0	0	0	0	0	0	0	0	0	0	0	0.00	0	0	0	0	0	0	0	0	0	
k	Foreign Companies		0	0	0	0	0	0	0	0	0	0	0	0	0	0.00	0	0	0	0	0	0	0	0	0	
l	Bodies Corporate		44	3138000	0	0	3138000	12.75	3138000	0	3138000	12.75	0	12.75	0	0.00	0	0	0	0	0	0	0	0	0	
	Names:																									
	AUTHUM INVESTMENT AND INFRASTRUCTURE LIMITED	AADCS2471H		1792000	0	0	1792000	7.28	1792000	0	1792000	7.28	0	7.28	0	0.00	0	0	0	0	0	0	0	0	0	0
	RELIANCE COMMERCIAL FINANCE LIMITED	AABCR6898M		788000	0	0	788000	3.2	788000	0	788000	3.2	0	3.2	0	0.00	0	0	0	0	0	0	0	0	0	0
m	ANY OTHER		0	0	0	0	0	0	0	0	0	0	0	0	0	0.00	0	0	0	0	0	0	0	0	0	
	Names:																									
	HINDU UNDIVIDED FAMILIES		45	564000	0	0	564000	2.29	564000	0	564000	2.29	0	2.29	0	0.00	0	0	0	0	0	0	0	0	0	0
	SURESH BHATIA	AADH97855H		308000	0	0	308000	1.25	308000	0	308000	1.25	0	1.25	0	0.00	0	0	0	0	0	0	0	0	0	0
	Sub-Total (B)(4)		695	9240794	0	0	9240794	37.55	9240794	0	9240794	37.55	0	37.55	1942794	21.02	0	0	0	0	0	0	0	0	0	
	Total Public Shareholding (B) = (B)(1)+(B)(2)+(B)(3)+(B)(4)		697	9292794	0	0	9292794	37.76	9292794	0	9292794	37.76	0	37.76	1942794	20.91	0	0	0	0	0	0	0	0	0	




Table IV - Statement showing shareholding pattern of the Non Promoter- Non Public shareholder

Category & Name of the Shareholders (I)	PAN (II)	Nos. of Shareholder (III)	No. of fully paid up equity shares held (IV)	Partly paid up equity shares held (V)	No. of shares underlying Depository Receipts (VI)	Total nos. shares held (VII = IV + V + VI)	Shareholding % calculated as per SCRR, 1957 As a % of (A+B+C2) (VIII)	Number of Voting Rights held in each class of securities (IX)				No. of Shares Underlying Outstanding convertible securities (including	Total Shareholding as a % assuming full conversion of convertible	Number of Locked in shares (XII)		Number of Shares pledged or otherwise encumbered (XIII)		Number of equity shares held in dematerialized form (XIV) (Not applicable)
								No of Voting Rights			Total as a % of Total Voting rights			No.(a)	As a % of total Shares held (b)	No.(a) (Not applicable)	As a % of total Shares held (Not applicable) (b)	
								Class X	Class Y	Total								
1 Custodian - ADRs		0	0	0	0	0	0	0	0	0	0	0	0	0	0	0	0	0
1 Custodian - GDRs		0	0	0	0	0	0	0	0	0	0	0	0	0	0	0	0	0
1 Custodian - Public		0	0	0	0	0	0	0	0	0	0	0	0	0	0	0	0	0
1 Custodian - SDRs		0	0	0	0	0	0	0	0	0	0	0	0	0	0	0	0	0
1 Custodian/DR Holder		0	0	0	0	0	0	0	0	0	0	0	0	0	0	0	0	0
2 Employee Welfare Trust		0	0	0	0	0	0	0	0	0	0	0	0	0	0	0	0	0
2 EMPLOYEE		0	0	0	0	0	0	0	0	0	0	0	0	0	0	0	0	0
Public Shareholding (C)=		0	0	0	0	0	0	0	0	0	0	0	0	0	0	0	0	0

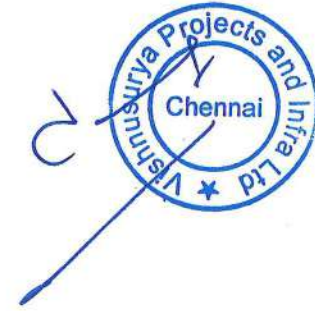


Table V- Statement showing details of significant beneficial owners (SBOs) - Not Applicable

Sr.No	Details of the SBO (I)			Details of the registered owner (II)			Details of holding/ exercise of right of the SBO in the reporting company, whether direct or indirect*: (III)		Date of creation / acquisition of significant beneficial interest# (IV)
	NAME	PAN/ Passport No. in case of a foreign national	Nationality	NAME	PAN/ Passport No. in case of a foreign national	Nationality	Whether by virtue of:		
1							Shares	%	
							Voting rights	%	
							Rights on distributable dividend or any other distribution	%	
							Exercise of control		
							Exercise of significant influence		
2							Shares	%	
							Voting rights	%	
							Rights on distributable dividend or any other distribution	%	
							Exercise of control		
							Exercise of significant influence		
3							Shares	%	
							Voting rights	%	
							Rights on distributable dividend or any other distribution	%	
							Exercise of control		
							Exercise of significant influence		



Table VI - Statement showing foreign ownership limits		
Particulars	Board approved limits	Limits utilized
As on shareholding date		
As on the end of previous 1st quarter		
As on the end of previous 2nd quarter		
As on the end of previous 3rd quarter		
As on the end of previous 4th quarter		

